



Workshop: Tangible Thinking

Materializing how we imagine and understand interdisciplinary systems, experiences, and relationships





Workshop: Tangible Thinking

Materializing how we imagine and understand interdisciplinary systems, experiences, and relationships

Dan Lockton & Matt Prindible, Carnegie Mellon University

Lisa Brawley, Vassar College

Manuela Aguirre Ulloa, DesignIt and Oslo School of Architecture & Design

Palak Dudani, Oslo School of Architecture & Design

John Fass, London College of Communication & Royal College of Art

Laura Forlano, IIT Institute of Design



Workshop: Tangible Thinking

Materializing how we imagine and understand interdisciplinary systems, experiences, and relationships

Dan Lockton & Matt Prindible, Carnegie Mellon University

Lisa Brawley, Vassar College

Manuela Aguirre Ulloa, DesignIt and Oslo School of Architecture & Design

Palak Dudani, Oslo School of Architecture & Design

John Fass, London College of Communication & Royal College of Art

Laura Forlano, IIT Institute of Design

What follows

A scaffolded series of playful experiments
animated by some serious concerns.

What follows

A scaffolded series of playful experiments
animated by some serious concerns.

We'll end at 5:30 (with a break at 3:30).

We wonder

How might tangible tools help deepen a shared understanding of dynamic knowledge systems?

We wonder

How might tangible tools help deepen a shared understanding of dynamic knowledge systems?

- Shifting fields of knowledge and practice
- Relationships between people
- Temporal qualities of experience

Let's get started

Take 2 minutes and explore the materials.

Intro

Working on your own, capture quick answers to a series of prompts.

One answer per post-it.

No particular order; you'll arrange later.

(There are no wrong answers)

What's a question that animates or inspires your work?

3-5 things that make up who are are.

(interpret this any way you like)

People and places that introduced you to something
that influenced you.

What was it?

(Practices/objects/books/theories/experiences/pedagogies)

People that introduced you to something
that influenced you.

What was it?

(Practices/objects/books/theories/experiences/pedagogies)

Places that have influenced you?
What about these places influenced you?

What is something you have some knowledge of?
Where did that knowledge come from?

What is knowledge?

(Define in your own words. Can be imprecise and incomplete.)

If you had to use **THREE** words to name your core area of expertise or practice what would it be?

(interpret this any way you like)

If you had to use ONE word to name your core area of expertise or practice what would it be?

OK

Assemble your stack of words and phrases in an order that has some logic to you (thematically, chronologically, or consider poles of influence that have acted on you and map those forces)

Place a second sheet of vellum over your post its, and trace key words in pen.

Draw lines/links/shapes between the various words – find some visual logic and connect the words. Use pencil, colored marker, or sharpie Use colored tape or markers to highlight/accent certain areas or give density/graphic quality

Do some free writing in pencil (in blank spaces) about memories or thoughts evoked by your chart

Seal the edges with tape if you'd like.

Assemble your stack of words and phrases in an order that has some logic to you (thematically, chronologically, or consider poles of influence that have acted on you and map those forces)

Place a second sheet of vellum over your post its, and trace key words in pen.

Draw lines/links/shapes between the various words – find some visual logic and connect the words. Use pencil, colored marker, or sharpie Use colored tape or markers to highlight/accent certain areas or give density/graphic quality

Do some free writing in pencil (in blank spaces) about memories or thoughts evoked by your chart

Seal the edges with tape if you'd like.

Assemble your stack of words and phrases in an order that has some logic to you (thematically, chronologically, or consider poles of influence that have acted on you and map those forces)

Place a second sheet of vellum over your post its, and trace key words in pen.

Draw lines/links/shapes between the various words – find some visual logic and connect the words. Use pencil, colored marker, or sharpie Use colored tape or markers to highlight/accent certain areas or give density/graphic quality

Do some free writing in pencil (in blank spaces) about memories or thoughts evoked by your chart

Seal the edges with tape if you'd like.

Assemble your stack of words and phrases in an order that has some logic to you (thematically, chronologically, or consider poles of influence that have acted on you and map those forces)

Place a second sheet of vellum over your post its, and trace key words in pen.

Draw lines/links/shapes between the various words – find some visual logic and connect the words. Use pencil, colored marker, or sharpie Use colored tape or markers to highlight/accent certain areas or give density/graphic quality

Do some free writing in pencil (in blank spaces) about memories or thoughts evoked by your chart

Seal the edges with tape if you'd like.

Assemble your stack of words and phrases in an order that has some logic to you (thematically, chronologically, or consider poles of influence that have acted on you and map those forces)

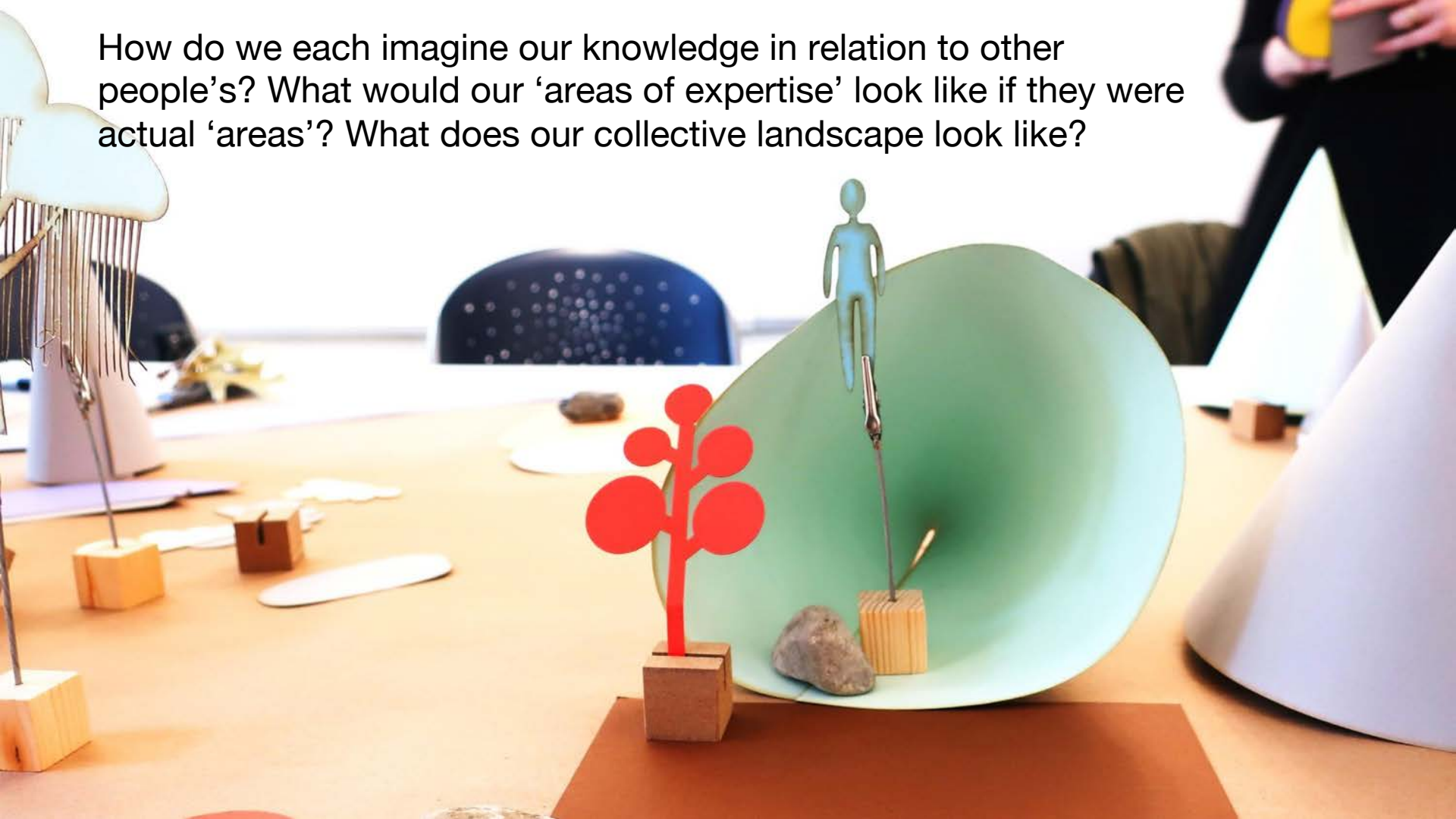
Place a second sheet of vellum over your post its, and trace key words in pen.


Draw lines/links/shapes between the various words – find some visual logic and connect the words. Use pencil, colored marker, or sharpie Use colored tape or markers to highlight/accent certain areas or give density/graphic quality

Do some free writing in pencil (in blank spaces) about memories or thoughts evoked by your chart

Seal the edges with tape if you'd like.

How do we each imagine our knowledge in relation to other people's? What would our 'areas of expertise' look like if they were actual 'areas'? What does our collective landscape look like?





How are the different areas of knowledge related?

What relationships influence our fields of practice?

How do these relationships look like?

What are their qualities, properties, values and “materials”?

Break!

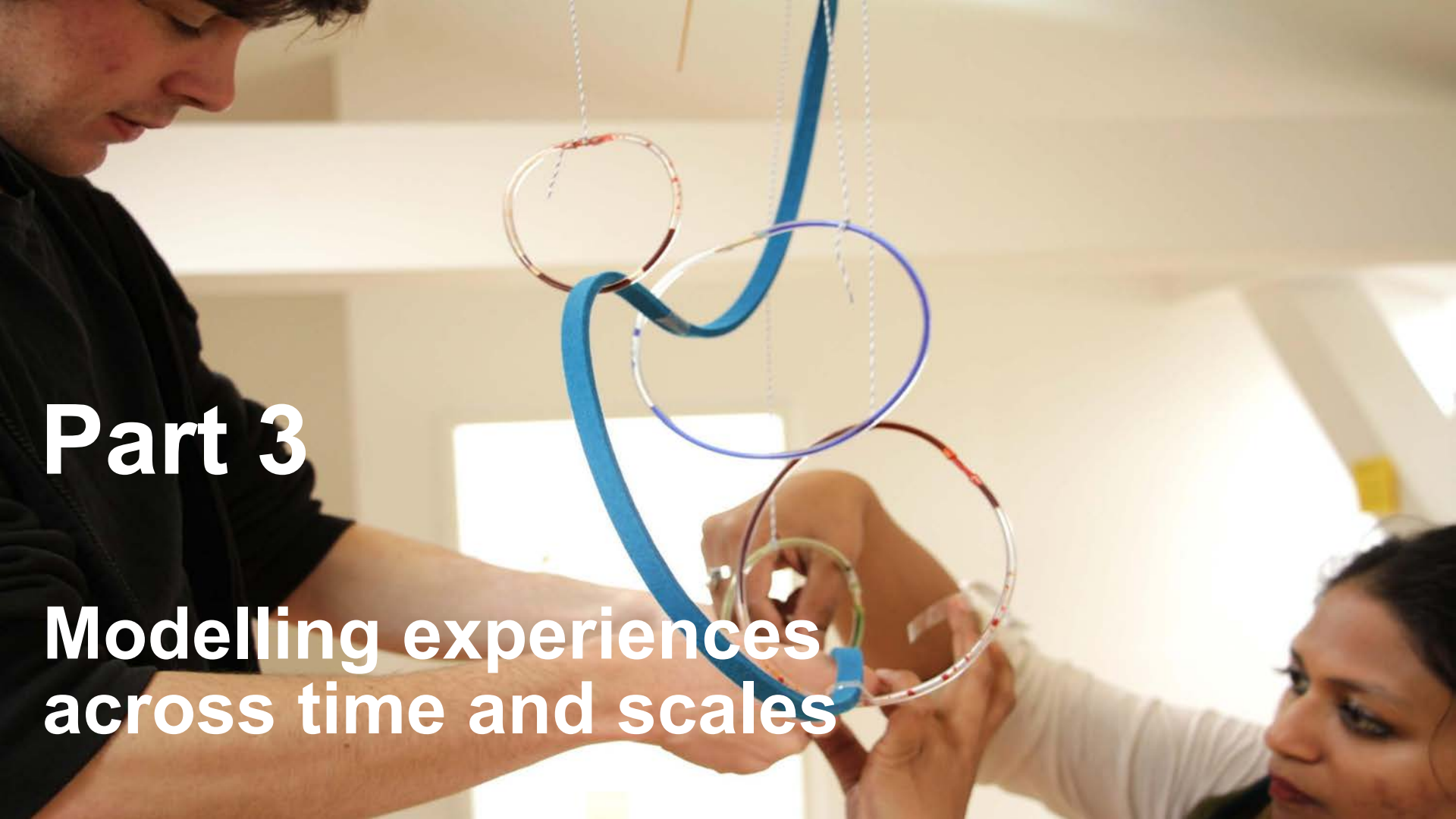
We'll start back at 4pm



Workshop: Tangible Thinking

Materializing how we imagine and understand interdisciplinary systems, experiences, and relationships





Part 3

Modelling experiences
across time and scales



How do our experiences of systems change over time?

What methods can we use to represent these changes?

What new awareness of interdisciplinary relationships is revealed by focusing on temporal aspects?

How do changes influence understanding?

Discussion

What was that like for you?

How do tangible tools help us deepen shared understandings of dynamic systems (like the one in this room).

What did you learn about intersections between

What other kinds of tangible tool have you

Thank you!